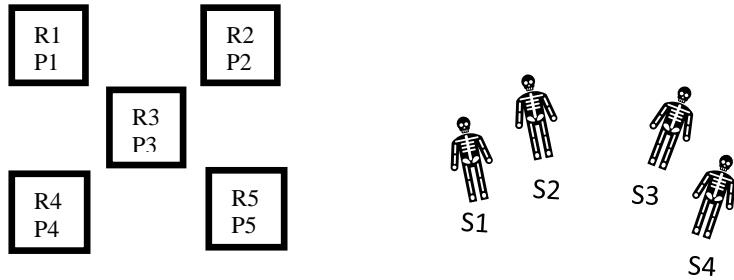


Wolverton Mountain Peacekeepers April 15, 2023 It's Tax Day Match

50 Yard Range

Stage 1

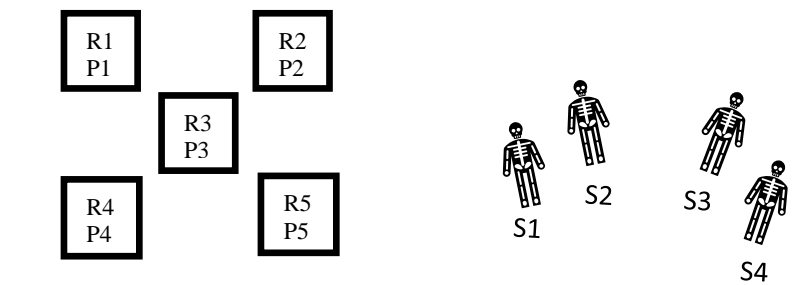
10 rifle, 10 pistol, 4+ shotgun



50 Yard Range

Stage 2

10 rifle, 10 pistol, 4+ shotgun



Must use 2 positions. Stage Rifle & S/G safely. Shooting guns in any order. Standing at Texas Surrender when ready say: I don't pay no stinking taxes

ATB: If starting at A with Pistols, continuous Nevada sweep an "X" pattern top left to bottom right then top right to bottom left.

P1, P3, P5, P3, P1 then P2, P3, P4, P3, P2,

With rifle from A engage targets same instructions as pistols

With shotgun at B engage fallers right to left until down.

S4, S3, S2, S1

Must use 2 positions. Stage S/G safely. Shoot rifle, pistols, shotgun. Standing with rifle in hand, when ready say: I don't have to pay a fair share but you do.

ATB: Starting at A with rifle starting at R1 shoot outside targets in a clockwise pattern for 4 rounds, place 5<sup>th</sup> round on center target. Repeat starting at R1 in a counterclockwise direction with last round on center target.

R1, R2, R5, R4, R3 THEN R1, R4, R5, R2, R3

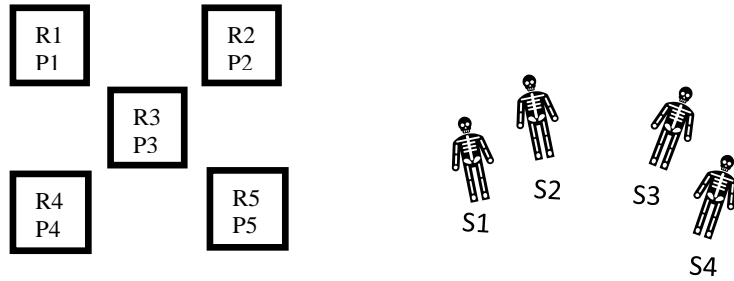
With Pistols, repeat same as rifle instructions

With shotgun at B engage shotgun fallers inside, inside then outside, outside.

Wolverton Mountain Peacekeepers April 15, 2023 It's Tax Day Match

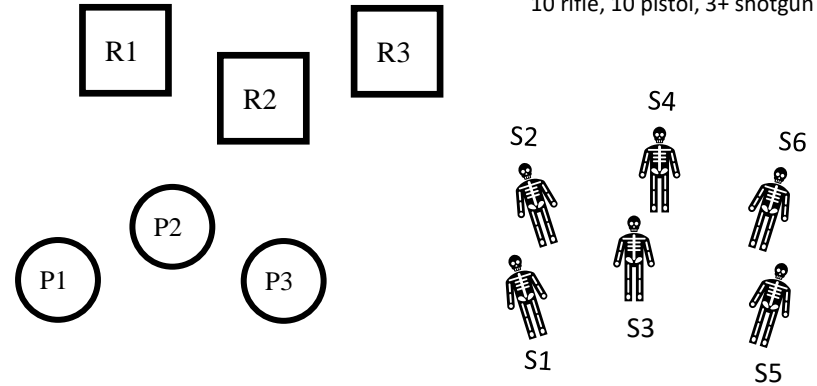
50 Yard Range  
Stage 3

11 rifle, 10 pistol, 4+ shotgun



25 Yard Range  
Stage 4

10 rifle, 10 pistol, 3+ shotgun



Must use 2 positions. Rifle loaded with 10, must load 11<sup>th</sup> round on the clock. Stage Rifle & S/G safely. Shoot shotgun – rifle – pistols. Standing behind B at SASS default, when ready say: It's only money.

ATB: Starting with shotgun engage shotgun fallers any order until down.

With rifle from A engage the outside targets in a circular sweep for 9 rounds. Starting on any outside target and sweeping either direction. Put last two rounds on center target. Example - R1, R2, R5, R4, R1, R2, R5, R4, R1, R3, R3

At A with Pistols same as rifle instructions for 10 shots only, no 11<sup>th</sup> round on center target.

Must use 2 positions. Stage Rifle & S/G safely. Shoot shotgun – rifle – pistols. Standing behind B, with hands on hat, when ready say, I really want some two for one shots.

ATB: Starting with shotgun engage shotgun fallers any order until down.

With rifle from A engage targets left to right repeating for 9 rounds and place 10<sup>th</sup> round on center target.

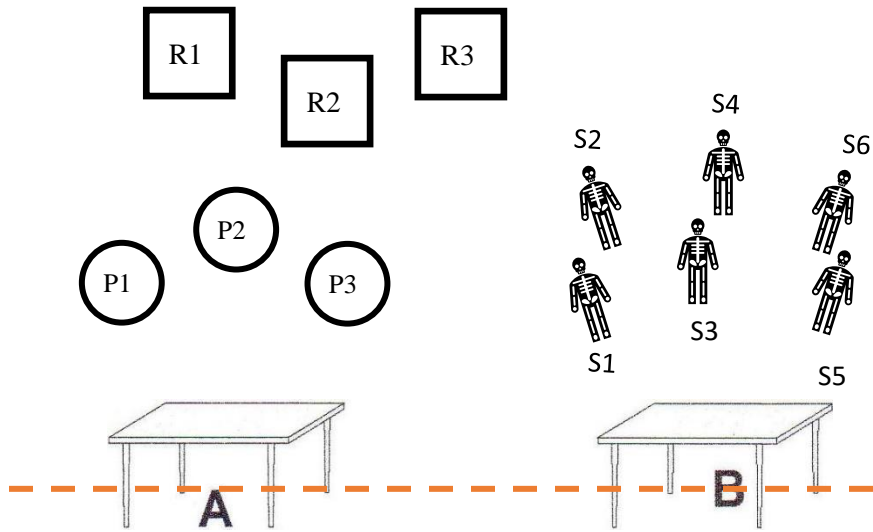
R1, R2, R3, R1, R2, R3, R1, R2, R3, R2

At A with Pistols same as rifle instructions

Wolverton Mountain Peacekeepers April 15, 2023 It's Tax Day Match

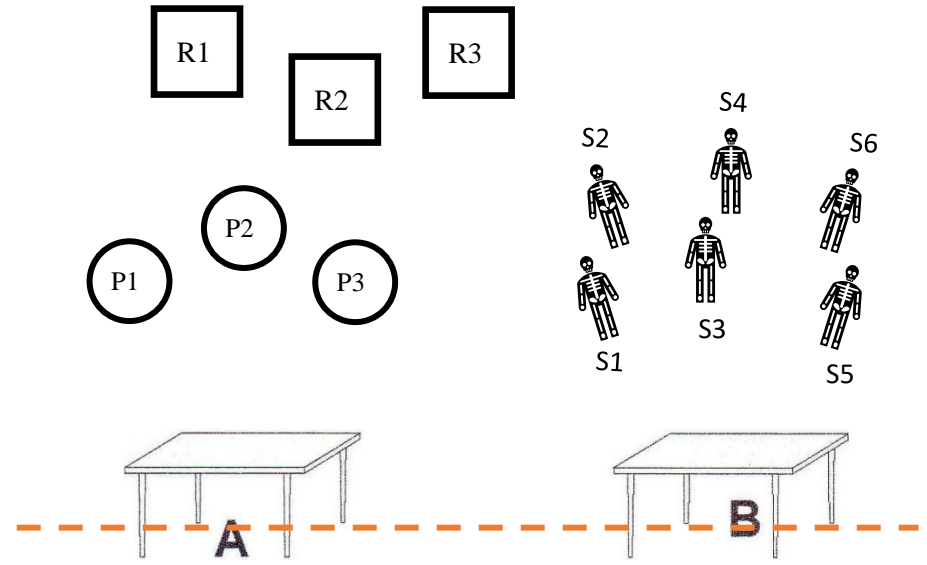
25 Yard Range  
Stage 5

10 rifle, 10 pistol, 3+ shotgun



25 Yard Range  
Stage 6

10 rifle, 10 pistol, 3+ shotgun



Must use 2 positions. Stage Rifle & S/G safely. Shoot shotgun – rifle – pistols. Standing behind B, SASS default when ready say: It's only money.

ATB: Starting with shotgun engage front shotgun targets any order until down. If you knock down a rear target with a front target going down your good. If you knock down a rear target without knocking down a front target with that shot it is a "P." After the front targets are down, then engage rear targets any order until down.

With rifle from A, single tap R1, double tap R2 then double tap R3. Repeat R1, R2, R2, R3, R3, R1, R2, R2, R3, R3

At A with Pistols same as rifle instructions

Must use 2 positions. Stage Rifle & S/G safely. Shoot shotgun – rifle – pistols. Standing at B, with hands on hat, when ready say, I really want a sack full of money.

ATB: Starting with shotgun engage shotgun fallers any order until down.

With rifle from A engage targets left to right in a continuous Nevada Sweep

R1, R2, R3, R2, R1, R2, R3, R2, R1, R2

At A with Pistols same as rifle instructions

P1, P2, P3, P2, P1, P2, P3, P2, P1, P2